

Cheshire East

Personal Details:

Name: Ms Fiona Wilson
Email: [REDACTED]
Postcode: [REDACTED]
Organisation Name: Macclesfield Constituency Labour Party (District or county councillor)

Comment text:

Related subject: Macclesfield Wards

The attached submission and supporting documents are being submitted by nine Macclesfield Councillors. Our submission is also supported by Macclesfield Constituency Labour Party.
Three documents are attached.

Attached Documents:

- boundary-commission-submission-regarding-macclesfield-warding---24-march-2024.docx
- macclesfield-option-1---31-jan-2024-ersc-meeting.pdf
- cllr-enquiry-merger-of-wards-macc-west-and-ivy-with-broken-cross-v2-sd-20240220.docx

Boundary Commission Submission regarding Macclesfield Warding

Introduction

This submission is on behalf of 9 of the 12 Councillors in Macclesfield and Macclesfield Constituency Labour Party.

The proposals attached were the first option produced by Cheshire East Council Officers during the preparation of the Council's submission to the Boundary Commission. They were made after a meeting of the Electoral Review Sub Committee where all Macclesfield and Bollington Councillors spoke about their local knowledge and experience and reports were received from meetings involving all Macclesfield Councillors.

You will see from the slide pack attached that we looked at every option and that these proposals, based on local knowledge both meet the Boundary Commission recommendations and are proposals which will meet the needs of residents from 2027 and beyond.

One of our main challenges was the issue of Macclesfield having to reduce from 12 Councillors to 11. We looked at every option and the final proposals to reduce Tytherington to 1 Councillor Ward would create a relatively compact residential area with good road connections and no physical barriers between the different parts of the ward and no deprivation issues.

The Cheshire East Council review process involved listening to the input of current members. With the exception of Macclesfield where we have a unique situation in that the local knowledge and experience of members has been ignored.

Unfortunately, during the process, the voting on the Macclesfield warding was split on political lines and so one party with no Councillors in Macclesfield and the group with three Councillors (Independents) voted against the local knowledge of the majority of members. This was the only part of the process to prepare the submission of Cheshire East Council where this political bias took place.

Ward Information

This submission has already outlined the thorough process to prepare the proposals and the significant majority support they received.

It is also important to outline why the proposals submitted by Cheshire East Council, which do not have the support of local Councillors are not appropriate for 2027 and beyond.

They do not take account of historical anomalies in ward boundaries which we now have the opportunity to address.

Tytherington – our proposals are for a one Councillor Ward to enable the reduction of our ‘fair share’ of Councillors by one. Tytherington is a large housing estate, with no historical centre and has never been a village which has expanded over time. The smaller Ward we are proposing would be a compact residential area with good road connections and no physical barriers between the different parts of the Ward. This is a key issue as the inclusion of 4AC1 in the proposals from Cheshire East Council miss the opportunity to place this polling district in Central Ward where it should be, in the town centre. Our proposals also move the polling district 4AE1 to Broken Cross and Upton Ward. To access this ward from Tytherington requires a road trip into Macclesfield and out again as there are the physical barriers of the River Bollin and the North West Mainline to cross to get there.

There are no deprivation issues in Tytherington which is an affluent area so the high ratio of 12% above average could be justified on that basis.

Central – the reasons for not including polling district 4AC1 in Central Ward given in the Cheshire East Council submission do not stand up to scrutiny. Coare Street and Station Street areas are close to the town centre. Hibel Road is not ‘a clear physical barrier’. There are crossing points used daily by hundreds of residents including schoolchildren. The new section of Hibel Road, from the Beech Lane junction to Cumberland Street, actually bisected existing streets like Brock Street which is now partly in Central and partly in Tytherington. This community has existed for decades, long before the Tytherington estate was built. There is an opportunity to reunite a divided community with longstanding links to Central ward. It’s worth noting that the only polling station for this area is actually located in Central Ward. Part of 4CD1 is now included in South Ward as these are South of Park Lane and not therefore part of the town centre.

South – this ward includes Macclesfield’s most deprived area, ranking in England’s top 10% for overall deprivation. Our proposals expand this Ward to the North West to include part of polling district 4CD1 which is situated on the west side of South Park and not in the town centre. Unlike 4AC1 which is in the town centre.

Broken Cross and Upton and West and Ivy – our proposals include both these wards as separate wards with two Councillors each. Both these Wards have separate identities and communities. Our proposals expand Broken Cross and Upton to move polling district 4AE1 (Bollinbrook) from Tytherington Ward because the mainline railway and River Bollin cut through the current ward and there is no internal road access between its two parts. We do not consider that this provides for effective and convenient local government. In the 2009 Boundary Commission Review, their proposals were for a separate Tytherington ward, but in 2009 the numbers really didn't work and Bollinbrook had to be shoehorned into Tytherington. Now we've got a proposal that does make the numbers work and Bollinbrook can be with the correct community of Broken Cross and Upton.

Our proposals for West and Ivy move the polling district of 4BF2 from South Ward as this is a better community fit than at present and enables the new build properties in 4GDT to be included in South Ward post 2027.

Our key concerns with the proposals agreed by Cheshire East Council is the merger of these two Wards into a three Councillor Ward. It is worth a reminder that these proposals are politically motivated and not the proposals favoured by 75% of current Macclesfield Councillors. Cheshire East Council decided that the optimum size for Wards was one or two Councillors, yet a three Councillor ward is being imposed on Macclesfield. This massive ward stretches 2.5 miles from north to south and would take more than an hour to walk across. This isn't a rural area, it's in the town of Macclesfield.

There are significant socioeconomic differences between West and Ivy Ward (W&I) and Broken Cross and Upton (BCU) as evidenced by tartan rug data.

In W&I approximately 1/6 of older people are on a low income, in BCU it is approximately 1/12, for Tytherington which it is proposed to keep as a two member in ward it is 1/20.

Children in poverty in W&I 1/6, BCU 1/10, Tytherington 1/20 (approximate). Long term unemployment in W&I 3.4 %, BCU 1.7%, Tytherington 1% (approximate).

GCSE achievement in W&I 51.9%, BCU 74.8%, Tytherington 75.9.

Analysis carried out by the Council's own public health intelligence team (see attached document) on the impact of merging BCU with W&I shows that some indicator values would improve to an extent that they would change colouration and would no longer be considered a well being concern. The result of this would be that areas of significant deprivation in the current W&I ward would be masked. The report states that:

"Three of these indicators relate to the income deprivation experienced in the area and could affect grants and income streams that are dependent on deprivation-based funding algorithms."

It would therefore not be in the interest of residents for the merger of the two wards to take place as it could result in a loss of income streams to tackle areas of deprivation. This would be in conflict with Cheshire East Council's stated corporate objective of tackling inequalities.

In addition, the proposed warding from Cheshire East Council would result in a 9% above average variation for the merged ward. This means that there would be three Councillors each with an increased workload in an expanded area that has significant areas of deprivation. The Cheshire East Council proposals for a two Councillor Tytherington Ward with a below average variation of 2% just doesn't reflect the affluence of the area nor the Boundary Commission criteria.

Our proposals of two wards with two Councillors each with a 1% above average variation for BCU and a below average variation of 5% for W&I and a one Councillor Ward for Tytherington with an above average variation of 12% is a much more fair and realistic option.

Hurdsfield and East – our proposals merge Hurdsfield with Higher Hurdsfield and leave East unchanged.

Summary

The Boundary Commission criteria for the revised warding have a very clear requirement to reflect the interests and identities of local communities, promote effective Government and deliver electoral equality. Our proposals therefore:

- Meet all the criteria of the Boundary Commission.
- Have been drawn up by experienced officers following the input of all local Councillors.
- Reflect the community experience of Councillors with many years' service to their local communities and the interests and identities of Macclesfield's communities.

- Include ratios for representation that reflect the deprivation in Macclesfield.
- Reflect the process adopted at Cheshire East Council at every other stage of the warding discussions.
- Acknowledge the experience of 13.5% of Cheshire East Councillors.
- Meet the needs of the residents of Macclesfield for 2027 and beyond.

Encs:

Macclesfield Warding Option 1 – slide pack with maps, statistics and rationale.

Implications of the proposed merger of West and Ivy and Broken Cross and Upton on the current Tartan Rug – Public Health Intelligence.

Submitted by:

Cllr Fiona Wilson on behalf of Cllrs Sarah Bennett-Wake, Liz Braithwaite, Mary Brooks, Ashley Farrall, Nick Mannion, Brian Puddicombe, Judy Snowball and Rob Vernon.

Submission also supported by Macclesfield Constituency Labour Party.

24 March 2024

Implications of the proposed merger of Macclesfield West and Ivy with Broken Cross and Upton on the current Tartan Rug.

Sara Deakin, Public Health Intelligence

Version2 updated 20th February 2024

Indicator ID	Indicator	Low or high is good	Rate	Broken Cross and Upton Value	Macclesfield West and Ivy Value	Combined Value
	Total Population	N/A	Number	8937	7965	16902
93267	BME Population	Blue	%	5.9	2.8	4.4
93274	Proficiency in English	Blue	%	0.3	0.2	0.3
93084	Population under 16	Blue	%	19.9	17.5	18.8
93081	Population aged 65 and over	Blue	%	19.4	22.0	20.6
93103	Pensioners living alone	Low is good	%	28.4	35.6	32.4
93279	Older people with low income	Low is good	%	8.6	16.2	12.5
93268	People with low income	Low is good	%	8.3	13.7	10.8
93094	Children in poverty	Low is good	%	9.8	15.8	12.5
93098	Long term unemployment	Low is good	Rate	1.7	3.4	2.5
LH10012	Fertility rate	Low is good	Rate	62.3	66.4	64.2
LH10013	Low birth weight	Low is good	%	2.6	1.9	2.3
LH20018	Deliveries to teenage mothers	Low is good	%	0.0	0.0	0.0
LH20021	A&E attendances age 0-4	Low is good	Rate	480.3	500.6	489.4
LH20019	Admissions for injury age 0-4	Low is good	Rate	166.6	193.0	178.5
LH20020	Emergency admissions age 0-4	Low is good	Rate	263.9	284.0	272.9
93265	Child development at age 5	High is good	%	64.1	60.5	62.4
93266	GCSE achievement	High is good	%	74.8	51.9	63.5
93106	Excess weight age 4-5	Low is good	%	18.2	25.2	21.3
93108	Excess weight 10-11	Low is good	%	29.7	26.9	28.5
JC01	Smokers age 11-15	Low is good	%	3.3	3.7	
JC02	Smokers age 16-17	Low is good	%	13.7	17.2	
LH20024	Healthy Eating (adults)	High is good	%	31.5	27.2	29.4
LH20022	Obese adults	Low is good	%	20.2	22.8	21.5
LH20023	Binge drinkings (adults)	Low is good	%	24.9	23.4	24.1
93465	Admissions for alcohol	Low is good	SAR	78.7	115.6	96.8
LH10019	Self-reported bad health	Low is good	%	4.4	6.2	5.3
93276	Self-reported illness	Low is good	%	15.0	21.6	18.2
93239	Hospital stays for self-harm	Low is good	SAR	95.4	163.1	126.9
93232	Emergency admissions heart attack	Low is good	SAR	94.0	108.4	101.2
93231	Emergency admissions stroke	Low is good	SAR	93.9	95.4	94.7
93233	Emergency admissions respiratory	Low is good	SAR	57.6	131.4	95.2
93241	Emergency admissions hip fracture	Low is good	SAR	109.8	98.2	103.9
93227	Emergency admissions all causes	Low is good	SAR	91.7	109.5	100.4
93235	New cases - breast cancer	Low is good	SIR	122.5	120.2	121.4
93236	New cases - bowel cancer	Low is good	SIR	109.2	93.7	101.3
93237	New cases - lung cancer	Low is good	SIR	67.4	139.0	104.3
93238	New cases - prostate cancer	Low is good	SIR	81.5	104.4	93.1
93234	All new cases cancer	Low is good	SIR	96.5	109.6	103.1
93254	Cancer deaths under 75	Low is good	SMR	76.5	113.5	94.8
93256	Heart deaths under 75	Low is good	SMR	74.7	72.9	73.8
93252	All deaths under 75	Low is good	SMR	92.5	108.5	100.4
93260	Deaths from respiratory diseases	Low is good	SMR	101.1	90.7	96.0
93250	All deaths all ages	Low is good	SMR	127.4	87.9	108.0
93283-F	Female life expectancy	High is good	Years	81.8	84.8	
93283-M	Male life expectancy	High is good	Years	79.1	79.6	

Please note: - We are unable to calculate some of the indicators for the merged ward, these are: -

Life Expectancy - due to the complexity of the LE calculations

Smoking estimates - the numerator or denominator are not provided by the data source.

[https://lgbce.sharepoint.com/sites/ReviewSystem/Cheshire east/Review Documents/Review/2.1](https://lgbce.sharepoint.com/sites/ReviewSystem/Cheshire%20east/Review%20Documents/Review/2.1)

Submissions/WEB_1118781__Cheshire East__cldr-enquiry-merger-of-wards-macc-west-and-ivy-with-broken-cross-v2-sd-20240220.docx

OFFICIAL-SENSITIVE

If the two wards of **Broken Cross and Upton** and **Macclessfield West and Ivy** merged the colouration on the new combined ward would be the same as Macclesfield West and Ivy ward for most of the indicators that can be recalculated (24 of the 37 indicators). However, some indicator values would improve to an extent that they would change colouration and no longer be considered a wellbeing concern. Ten of the indicators would show a positive colouration change: -

- **8 indicators would change from Red (worst 40% nationally) to Amber (Middle 20%):** - Older people with low income; People with low income; Long term unemployment; Excess weight age 4-5; Healthy Eating (adults); Self-reported bad health; Self-reported illness; Cancer deaths under 75.
- **One indicator moves from Red (worst 40% nationally) to Green (best 40% nationally):** - GCSE achievement.
- **A further indicator would move from Amber (Middle 20%) to Green (best 40% nationally):** - New cases - prostate cancer.

As you can see **3 of these indicators relate to income deprivation** experienced in the area and could affect grants and income streams that are dependent on deprivation-based funding algorithms.

Both the self-reported health indicators are affected.

Two Lifestyle indicators are affected.

There are three indicators that, when recalculated for the new combined ward, show that the inclusion of Broken Cross and Upton has had a detrimental effect: -

- **One indicator would change from Green (best 40% nationally) to Red (worst 40% nationally):** - all deaths for all ages.
- **One indicator would change from Amber (Middle 20%) to Red (worst 40% nationally):** - Emergency admissions for hip fractures.
- **One indicator moves from Green (best 40% nationally) to Amber (Middle 20%):** - new cases bowel cancer.

If the two wards of **Broken Cross and Upton** and **Macclessfield West and Ivy** merged the colouration on the new combined ward would be the same as Macclesfield West and Ivy ward for most of the indicators that can be recalculated (24 of the 37 indicators). However, some indicator values would improve to an extent that they would change colouration and no longer be considered a wellbeing concern. Ten of the indicators would change positively: 8 would change red to amber; one red to green and one from amber to green. Three of these indicators relate to the income deprivation experienced in the area and could affect grants and income streams that are dependent on deprivation-based funding algorithms.

There are three indicators that, when recalculated for the new combined ward, show that the inclusion of Broken Cross and Upton has had a detrimental effect: - All deaths for all ages, Emergency admissions for hip fractures and New cases - bowel cancer.

Macclesfield warding: alternative proposal (‘Option 1’ from the 31 January Electoral Review Sub-Committee meeting)

Macclesfield (and Bollington & Rainow): electoral statistics for the 'Option 1' proposal presented to the 31 January Electoral Review Sub-Committee meeting

Ward name	Seats	Electors (2023)	Ratio of electors to seats (2023)	Variance of ratio from Borough average (2023)	Electors (2030)	Ratio of electors to seats (2030)	Variance of ratio from Borough average (2030)*
Bollington & Rainow*	2	7,773	3,887	+1%	7,919	3,960	-4%
Broken Cross & Upton	2	8,079	4,040	+5%	8,325	4,163	+1%
Central	2	8,215	4,108	+7%	8,914	4,457	+8%
East	1	3,620	3,620	-6%	4,106	4,106	0%
Hurdsfield	1	4,042	4,042	+5%	4,024	4,024	-2%
South	2	5,881	2,941	-23%	7,257	3,629	-12%
Tytherington	1	4,630	4,630	+21%	4,617	4,617	+12%
West & Ivy	2	7,506	3,753	-2%	7,829	3,915	-5%

*Bollington & Rainow included in this table as the 'Option 1' proposed northern boundary for Macclesfield Tytherington follows a different (more southerly) line than the Silk Road boundary line used in the Sub-Committee's agreed warding proposals. 'Option 1' therefore involves different (larger) elector numbers for Bollington & Rainow. The maps later in this slide deck include a close-up of the Tytherington/ Bollington & Rainow boundary under 'Option 1'.

Macclesfield 'Option 1' proposal rationale (page 1/3)

- This proposal takes account of the comments and suggestions put forward by Macclesfield Members at (or following) their 18 January meeting and further discussions at the 19 January Electoral Review Sub-Committee meeting.
- Meeting the Local Government Boundary Commission's electoral equality criterion (requiring similar numbers of electors per seat for each Cheshire East ward) means having to reduce the number of Macclesfield Members from 12 (the current total) to 11.
- The 'Option 1' proposal achieves this by reducing the number of Tytherington Members from 2 to 1, whilst keep the number of Members for all the other wards as they are (though with a number of changes to their boundaries).
- Earlier proposals developed by officers involved reducing West & Ivy to 1 seat and Central to 1 seat, but the feedback from Macclesfield Members was that the boundary changes associated with those proposals would not reflect local communities' interests and identities (another key criterion for the Commission).
- Reducing the South ward to 1 seat did not seem a viable option, given that this would split the Moss estate.

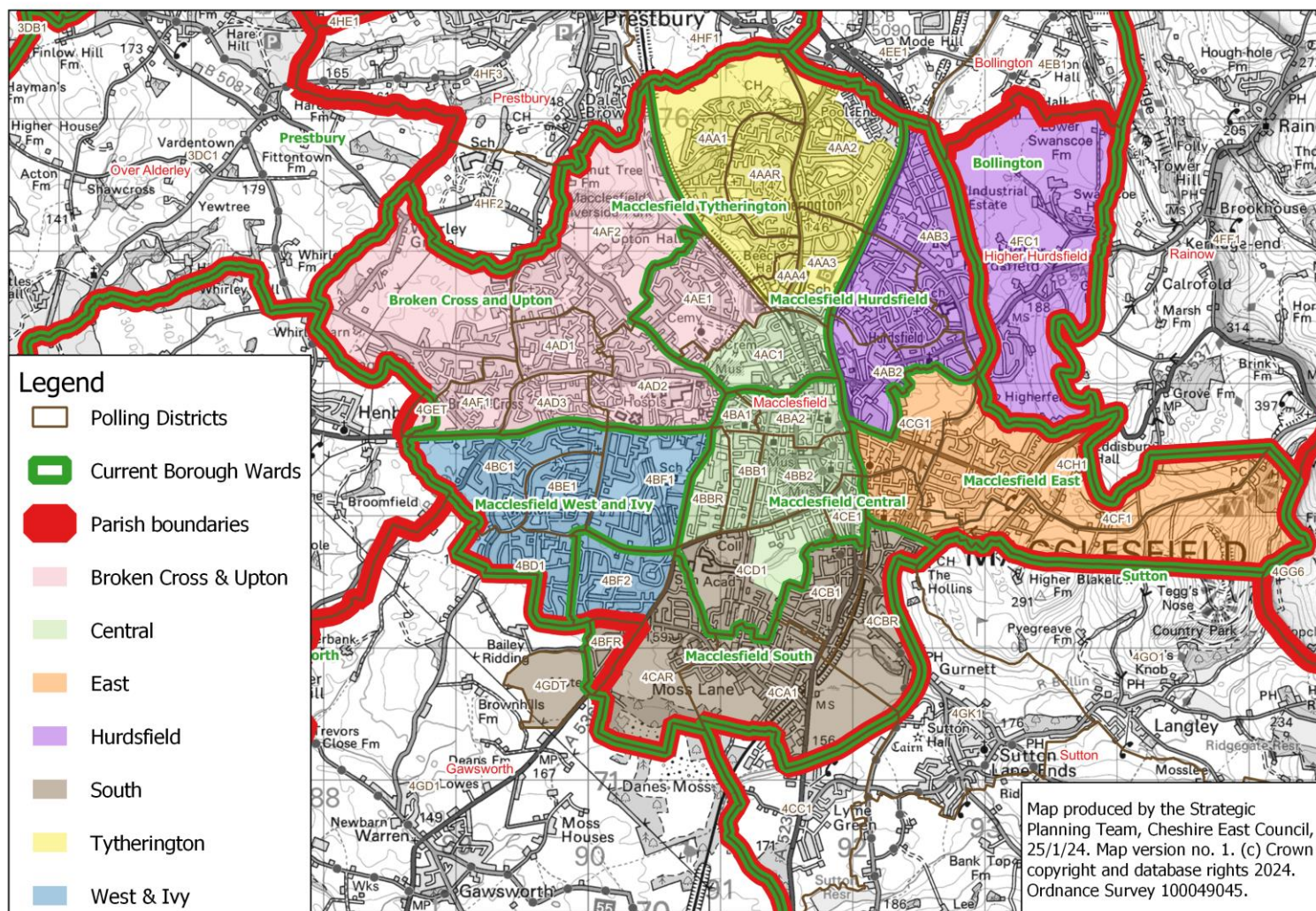
Macclesfield 'Option 1' proposal: rationale (page 2/3)

- The 'Option 1' proposal involves electors per seat ratios for the South (12% below the Borough average, as of 2030) and Tytherington (12% above the average) that are a little beyond the variance (plus/ minus 10% of the Borough average) that the Commission usually seeks for wards. However, in each of its reviews of local authorities, the Commission commonly recommends variances of 11% or 12% for a (very) small number of wards where special circumstances can be invoked.
- The South ward could be considered a special case: it contains the town's most deprived area (one that ranks in England's "top" 10% for overall deprivation, according to the Government's latest English Indices of Deprivation) and another area that ranks in the "top 30" for deprivation nationally. This adds significantly to Member workloads.
- In addition (based on the housing forecast data used for this Review and the division of the Local Plan site LPS 13 [South Macclesfield Development Area] area between the current Macclesfield South and Sutton Borough wards), officers estimate that there are around 200 homes expected to be built in the South ward's part of LPS 13 after January 2030 (the Review forecast period's end date), meaning that the South's ratio may move within 12% of the Borough average soon after 2030.

Macclesfield 'Option 1' proposal: rationale (page 3/3)

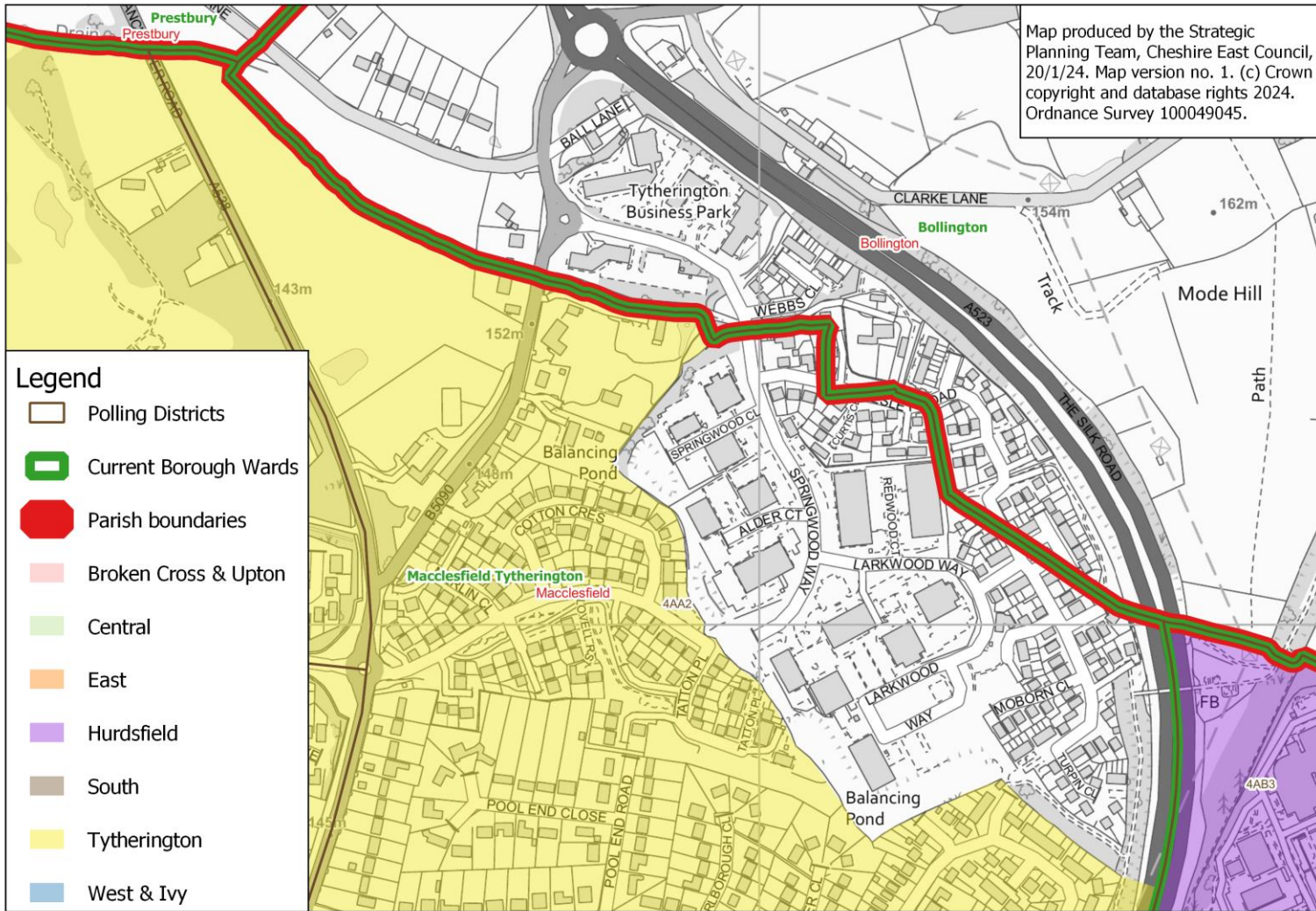
- The proposed single-Member Tytherington ward would be a relatively compact residential area with good road connections (and no physical barriers) between the different parts of the ward and no deprivation issues, so its high ratio (12% above average) could be justified on that basis.
- Under 'Option 1', the ratios for the other proposed Macclesfield wards would be within 10% of the Borough average.
- The Central ward ratio would be high (8% above average), but this ward does not contain any significant deprivation.
- West & Ivy would have the second lowest ratio (5% below average), reflecting the fact that it (like the South) has areas of significant deprivation.

Macclesfield: 'Option 1' proposal presented on 31 January



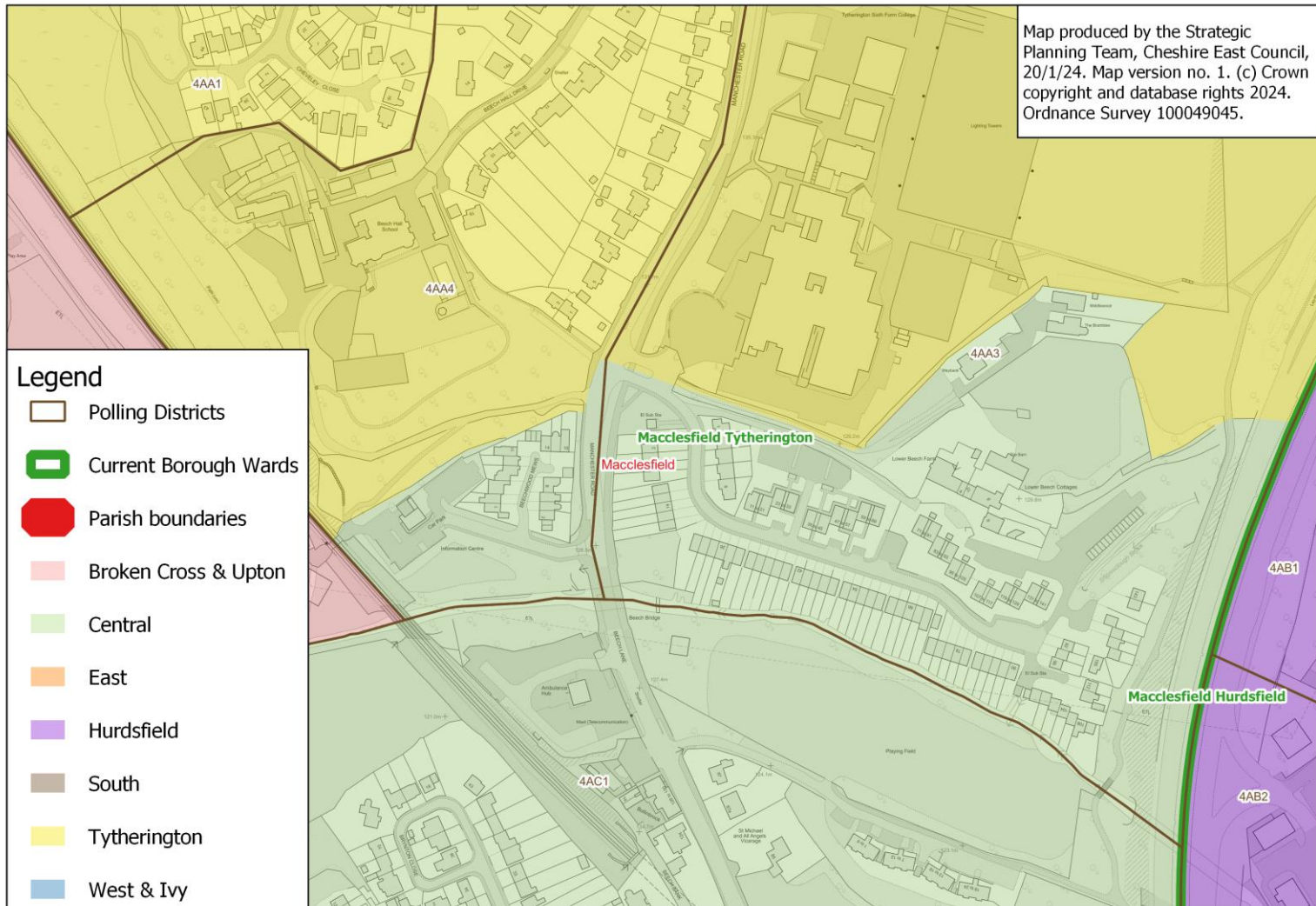
Macclesfield, 31 Jan 'Option 1': close-up of 4AA2

Macclesfield warding proposal (20/1/24 version): close-up of division of 4AA2 (in Springwood Way area)



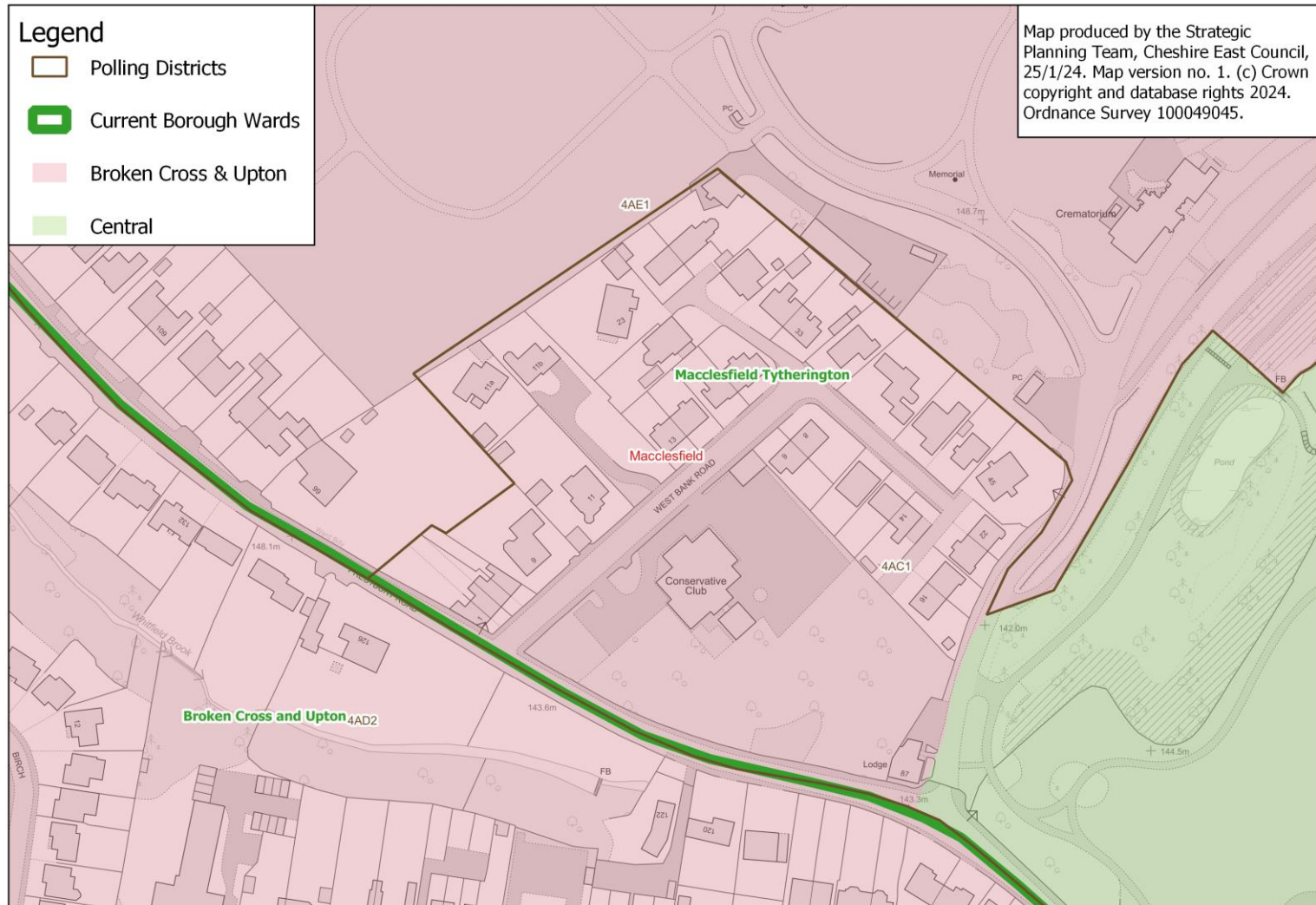
Macclesfield, 31 Jan 'Option 1': close-up of 4AA3 & 4AA4

Macclesfield warding proposal (20/1/24 version): close-up of division of 4AA3 & 4AA4 (in Beechwood Mews/ Beech Farm Drive area)



Macclesfield, 31 Jan 'Option 1': close-up of 4AC1

Macclesfield warding: inclusion of West Bank part of 4AC1 in Broken Cross & Upton



Macclesfield, 31 Jan 'Option 1': close-up of 4CD1

Macclesfield warding proposal (20/1/24 version): close-up of division of 4CD1 (in Ryles Park Road area)

